




400 – 628 6<sup>th</sup> Avenue  
 New Westminster, BC V3M 6Z1  
 Office: 604 681 3554 Fax: 604-681-0567  
 bcimporters.com

Quotecd04112024

## TYPE 1002FP SEMIAUTOMATIC BAG CLOSING MACHINE



**Series R**  
 (medium duty)  
**Series S**  
 (heavy duty)



**Series RL**  
 (medium duty)  
**Series SL**  
 (heavy duty)

The 1002FP features a motorized printer that is actuated when the closed bag is removed. Models are available for closing on either the Series RL (medium duty) or SL (heavy duty) closures. The printed copy is applied to a small paper label that is attached to the plastic closure.

Models B and C utilize a band type printer for printing price, date and/or code information.

Models D and E utilize a block type printer, which hold 'grooved press-on' rubber type. Press-on type permits customizing of printed copy. Up to two lines of type is possible.

The machine can also close packages with Series R and S closures. However these closures cannot be printed.

The 1002FP is portable. Its suction cup feet allow it to be used on any clean flat surface. With bolt holes being pre-drilled it can be permanently mounted if desired (bolts are not included).

### SPECIFICATIONS

HEIGHT: ..... 15" (38.1 cm)  
 WIDTH: ..... 8.5" (21.6 cm)  
 LENGTH: ..... 28" (71.1 cm)

APPROXIMATE SHIPPING WEIGHT AND DIMENSIONS  
 20.5" x 14.5" x 33.5"; 36 lb.; 5.8 cu. ft.  
 52 cm x 36.8 cm x 85 cm; 16kg; 0.16 m<sup>3</sup>

### ORDERING INFORMATION

Refer to specification chart and determine the following:

- A. Type 1002FP
- B. Model:
  1. Select B, C, D, or E depending on type of printer.
  2. Select RL or SL depending on weight of package.
- C. Specify Electrical Requirements:
  - 115VAC, 50/60 Hz, 1Ph (U.S., Canada)
  - 240VAC, 50 Hz, 1Ph (Europe, U.K., Australia)

FOR PRINTING SUPPLIES, SEE PRINTING SUPPLIES CATALOG SHEET

**ORDER EXAMPLE:** Type 1002FP, Model BRL, 115VAC

TYPE	MODEL		MAXIMUM PACKAGE WEIGHT	SPEED (Bags/Min)	PRINTER
	Model Prefix	Closure			
1002FP	B	RL	Up to 5 lb. 2.3 kg	30	Band Printer - Non European: (Band Printer Head & Ink Roll - not included)
1002FP	C	RL	Up to 5 lb. 2.3 kg	30	Band Printer - European: (Band Printer Head & Ink Roll - not included)
1002FP	D	RL	Up to 5 lb. 2.3 Kg	30	Block Printer - Non European: (Block - Ink Roll - not included)
1002FP	E	RL	Up to 5 lb. 2.3 kg	30	Block Printer - European: (Block - Ink Roll - not included)
1002FP	B	SL	Up to 10 lb. 4.5 kg	30	Band Printer - Non European: (Band Printer Head & Ink Roll - not included)
1002FP	C	SL	Up to 10 lb. 4.5 kg	30	Band Printer - European: (Band Printer Head & Ink Roll - not included)
1002FP	D	SL	Up to 10 lb. 4.5 kg	30	Block Printer - Non European: (Block - Ink Roll - not included)
1002FP	E	SL	Up to 10 lb. 4.5 kg	30	Block Printer - European: (Block - Ink Roll - not included)

